



Light signals controlling traffic

Light signals used to control traffic, including traffic light signals, flashing red lights, motorway signals and lane control signals.


Traffic light signals




RED means 'Stop'. Wait behind the stop on the carriageway



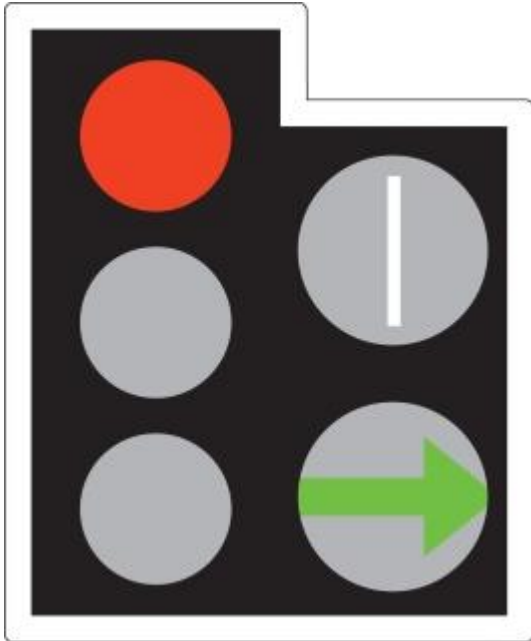
RED AND AMBER also means 'Stop'. Do not pass through or start until GREEN shows



GREEN means you may go on if the way is clear. Take special care if you intend to turn left or right and give way to pedestrians who are crossing




AMBER means 'Stop' at the stop line. You may go on only if the AMBER appears after you have crossed the stop line or are so close to it that to pull up might cause an accident



A GREEN ARROW may be provided in addition to the full green signal if movement in a certain direction is allowed before or after the full green phase. If the way is clear you may go but only in the direction shown by the arrow. You may do this whatever other lights may be showing. White light signals may be provided for trams


Flashing red lights



Alternately flashing red lights mean YOU MUST STOP

At level crossings, lifting bridges, airfields, fire stations, etc.


Motorway signals




You MUST NOT proceed further in this lane



Change lane




Reduced visibility ahead



Lane ahead closed



Temporary maximum speed advised and information message



Leave motorway at next exit

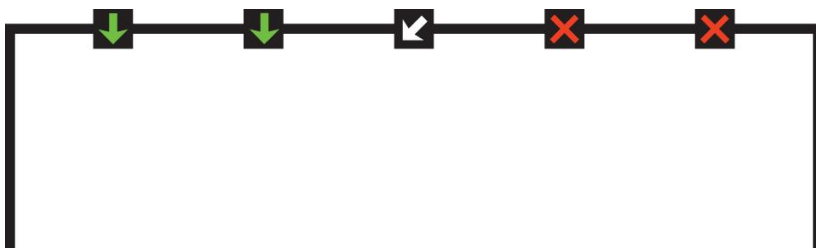


Temporary maximum speed advised



End of restriction

Lane control signals



Green arrow - lane available to traffic facing the sign

Red crosses - lane closed to traffic facing the sign

White diagonal arrow - change lanes in direction shown